

TRAIL18





— Trail18, una nuova serie pensata per tutto quello che concerne la pavimentazione di esterni in contesti urbani e residenziali, per zone carrabili, aiuole e camminamenti. Trail18 rielabora la pietra riproducendone la sensazione di alcune celebri come la Piasentina, il Porfido e la Quarzite per conferire un aspetto vissuto ed estremamente naturale agli spazi outdoor. Due formati volutamente piccoli, il 20x20 e 20x30 cm, combinabili tra loro per un'ampia variabilità di posa.

— Trail18 is a new series designed for everything concerning outdoor paving in urban and residential contexts, zones with vehicle access, flower borders and pavements. Trail18 reproduces the sensation of a number of well-known stones, such as Piasentina, Porphyry and Quartzite that enhance outdoor spaces with a timeworn and extremely natural look. There are two deliberately small formats, the 20x20 and 20x30 cm that can be combined to create a wide range of laying patterns.




GARDEN
PATIO AREA



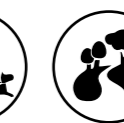
DRIVE WAYS



URBAN
LOCATION



WALKWAYS



LANDSCAPE
PROJECT



HOSPITALITY
AREA

[Benidorm Beach]



[Humboldt
University of Berlin]



QUARZITE BIANCO

QUAR BIA18 23



[Historic
center of Ortigia]

[Garda Lake]





[Amsterdam
Central Station]

QUARZITE GRIGIO

QUAR GRI18 20

[Oxfordshire
cottage]



PIASSENTINA GREIGE

PIAS GRE18 23

[Residential
neighborhood
in Texas]



[Parisian
quarter the 'Marais']

PORFIDO MIX

PORF MIX18 23
PORF MIX18 20
PORF MIX18 E20
PORF MIX18 AE20



[Library in
Lisbon]





TRAIL18



QUAR BIA18



20X30-8"X12"



20X20-8"X8"



35,5X42 -14"X16,5"



29,6X37,6 -11,6"X14,8"



QUAR BIA18 23

QUAR BIA18 20

MK.QUAR BIA18 1

MK.QUAR BIA18 2



TRAIL18

 V3  18 



QUAR GRI18



20X30-8"X12"



20X20-8"X8"



35,5X42 -14"X16,5"



29,6X37,6 -11,6"X14,8"



QUAR GRI18 23

QUAR GRI18 20

MK.QUAR GRI18 1

MK.QUAR GRI18 2



TRAIL18

 V3  18 



PIAS GRE18



20X30-8"X12"



20X20-8"X8"



35,5X42 -14"X16,5"



29,6X37,6 -11,6"X14,8"



PIAS GRE18 23

PIAS GRE18 20

MK.PIAS GRE18 1

MK.PIAS GRE18 2



TRAIL18

V3 18



PORF MIX18



20X30-8"X12"



20X20-8"X8"



35,5X42 -14"X16,5"



29,6X37,6 -11,6"X14,8"



PORF MIX18 23

PORF MIX18 20

MK.PORF MIX18 1

MK.PORF MIX18 2

TRAIL18

Schemi di posa per pavimentazioni esterne, carrabili e pedonali
Laying schemes for outdoor paving for vehicles and pedestrian



1
20X20 - 8"X8"

2
20X20 - 8"X8"

3
20X20 - 8"X8"



4
20X30 - 8"X12" 50%
20X20 - 8"X8" 50%



5
20X30 - 8"X12" 60%
20X20 - 8"X8" 40%



6
20X30 - 8"X12"



7
20X30 - 8"X12"




8
20X30 - 8"X12"




9
20X30 - 8"X12"


Pose vialetti
Walkways laying



1
20X30 - 20X20
8"X12" - 8"X8"




2
20X30 - 20X20
8"X12" - 8"X8"




3
20X30
8"X12"




4
20X30
8"X12"




5
20X30
8"X12"



6
20X30
8"X12"



7
20X30
8"X12"



8
20X30 - 35,5X42
8"X12" - 14"X16,5"



9
20X30 - 29,6X37,6
8"X12" - 11,6"X14,8"

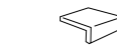
TRAIL18

COLOR BODY PORCELAIN TILE / GRES PORCELLANATO COLORATO IN MASSA

CONFORME / ACCORDING TO
UNI EN 14411 - G Bla

PEZZI SPECIALI / SPECIAL PIECES

18



ELEMENTO A L
L- SHAPED

20X20X4 -8"X8"X1,6" Δ 10

ELEMENTO A L*
L- SHAPED*

20x30X4-8"X12"X1,6" Δ 6

ELEMENTO A L
L- SHAPED

20X20X4-8"X8"X1,6" Δ 4

SQUARE BORDER* costa lucida
SQUARE BORDER* polished edge

20X30-8"X12" Δ 10

QUAR BIA18	QUAR BIA18 E20	QUAR BIA18 E23	QUAR BIA18 AE20	QUAR BIA18 SB23
QUAR GRI18	QUAR GRI18 E20	QUAR GRI18 E23	QUAR GRI18 AE20	QUAR GRI18 SB23
PIAS GRE18	PIAS GRE18 E20	PIAS GRE18 E23	PIAS GRE18 AE20	PIAS GRE18 SB23
PORF MIX18	PORF MIX18 E20	PORF MIX18 E23	PORF MIX18 AE20	PORF MIX18 SB23

* Angolari DX e SX disponibili a richiesta. / RH and LH angle bracket available on request.

I pezzi speciali ed i fondi possono presentare leggere differenze di tonalità fra di loro.
Special pieces and backgrounds can have slightly different shades from one another.

Il bordo può mostrare una piccola diversità cromatica fra la superficie ed il corpo del pezzo ceramico.
There can be a slight colour difference on the edge between the surface and the main ceramic piece.


IMBALLI / PACKAGING

FORMATO NOMINALE NOMINAL SIZE	BORDO EDGE	SPESSORE THICKNESS	BOX			PALLET		
			PZ/BOX PCS/BOX	MQ/BOX SM/BOX	KG/BOX KG/BOX	BOX/PALLET BOXES/PALLET	MQ/PALLET SM/PALLET	KG/PALLET KG/PALLET
20X20-8"X8"	NATURAL	18	20	0,80	31,9	36	28,80	1164,40
20X30-8"X12"	NATURAL	18	10	0,60	23,95	48	28,80	1165,60
35,5X42-14"X16,5" MOSAIC	NATURAL	18	4	0,59	24,018	14	8,35	352,25
29,6X37,6-11,6"X14,8" MOSAIC	NATURAL	18	4	0,44	17,865	42	18,70	766,33

CARATTERISTICHE TECNICHE SPECIFICHE / TECHNICAL FEATURES SPECIFICATIONS


TRAIL18	DIN 51130 (R)	DIN 51097 (A+B+C)	BCR REP. CEC 6/81		DM 14/6/89 N. 236		PENDULUM TEST BS (INGLESE)	PENDULUM TEST AS/NZS 4856:2004 (AUSTRALIANO)	PENDULUM TEST UNE ENV 12633:2003 (SPAGNOLO)	BOT 3000 (DCOF)
			G.A.	G.B.	C.A.	G.B.				
	R11	B+C	>0.4	>0.4	>0.4	>0.4	>36	>45	3	>0,42

Pezzi speciali Special pieces



ELEMENTO A L
L- SHAPED
20X20X4
8"X8"X1,6"


ELEMENTO A L
L- SHAPED
20X20X4
8"X8"X1,6"




ELEMENTO A L
L- SHAPED
20x30X4
8"X12"X1,6"

SQUARE BORDER* costa lucida
SQUARE BORDER* polished edge
20X30 - 8"X12"

SCANALATURA
ANTIGOCCIA
Drainage groove













COPRIBORDO REALIZZATO
SU MISURA
Curb made to measure



Caratteristiche Tecniche Gres Porcellanato

Technical Specifications Porcelain Stoneware

UNI EN 14411 (ISO 13006) - Bla (appendice/appendix G)

CARATTERISTICA Specification	METODO DI PROVA Test methods	REQUISITI PREVISTI DALLA NORMA Requirements in accordance to the standards	VALORE MEDIO Average value
 DIMENSIONI E ASPETTO DIMENSIONS AND APPEARANCE	ISO 10545-2	PROSPETTO G.1 PROSPECT G.1	CONFORME COMPLIANT
 ASSORBIMENTO D'ACQUA WATER ABSORPTION	ISO 10545-3	≤ 0,5%	< 0,1%
 RESISTENZA A FLESSIONE FLEXURAL RESISTANCE		min./ММН 35 N/mm ²	> 45 N/mm ²
 SFORZO DI ROTTURA MODULUS OF RUPTURE	ISO 10545-4	SPESSORE / THICKNESS ≥ 7,5 mm: min. 1300N	6,5 mm 1800 N*
		SPESSORE* / THICKNESS* < 7,5 mm: min. 700 N	10 mm 3000 N*
			20 mm 13000 N*
 RESISTENZA ALL'ABRAZIONE PROFONDA DEEP ABRASION RESISTANCE	ISO 10545-6	≤ 175 mm ³	< 140 mm ³
 COEFFICIENTE DILATAZIONE TERMICA LINEARE (α) LINEAR EXPANSION THERMIC COEFFICIENT	ISO 10545-8	METODO DISPONIBILE AVAILABLE ON REQUEST	≤ 7x10 ⁻⁶ °C ⁻¹
 RESISTENZA AGLI SBALZI TERMICI RESISTANCE TO SUDDEN TEMPERATURE CHANGES	ISO 10545-9	METODO DISPONIBILE AVAILABLE ON REQUEST	RESISTE RESISTANT
 RESISTENZA AL GELO FROST RESISTANCE	ISO 10545-12	RICHIESTA ALWAYS TESTED	RESISTE RESISTANT
 PRODOTTI CHIMICI AD USO DOMESTICO ED ADDITIVI PER PISCINA HOUSEHOLD CHEMICALS AND SWIMMING POOL WATER CLEANSERS		min. B ММН. B	min. B ММН. B
ACIDI ED ALCALI A BASSA CONCENTRAZIONE ACIDS AND LOW CONCENTRATION ALKALIS	ISO 10545-13	DA LA, LB A LC FROM LA, LB TO LC	DA LA, LB A LC FROM LA, LB TO LC
ACIDI ED ALCALI AD ALTA CONCENTRAZIONE ACIDS AND HIGH CONCENTRATION ALKALIS		METODO DISPONIBILE AVAILABLE ON REQUEST	METODO DISPONIBILE AVAILABLE ON REQUEST
 RESISTENZA ALLE MACCHIE UGL STAIN RESISTANCE UGL		METODO DISPONIBILE AVAILABLE ON REQUEST	METODO DISPONIBILE AVAILABLE ON REQUEST
	ISO 10545-14		
RESISTENZA ALLE MACCHIE GL STAIN RESISTANCE GL		min. 3 ММН. 3	min. 3 ММН. 3

* VALORI RIFERITI AL FORMATO 60X60 / VALUES REFERRED TO 60X60 SIZE

Symbologia

Symbols



imolaceramica.com

Marketing CC Imola

INDICAZIONI D'USO

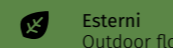
INDICATIONS FOR USE



Pavimento
Floor tiles

DESTINAZIONI D'USO

SUGGESTED APPLICATIONS



Esterni
Outdoor floor

SUPERFICI

SURFACES

Finitura
Finish



Naturale
Natural

Aspetto superficiale
Surface look



Opaco
Matt

STONALIZZAZIONE

SHADE VARIATION



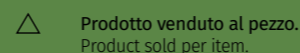
SPESSORE

THICKNESS



CARATTERISTICHE DI VENDITA

SALES CHARACTERISTICS



Prodotto venduto al pezzo.
Product sold per item.

Tutti i nostri prodotti, sia al mq che al pezzo, sono venduti unicamente a scatola completa.
All our products are sold only in complete boxes, whether the unit of measure is per item or per square metre.



A brand of
Cooperativa Ceramica d'Imola S.c.

Via V. Veneto, 13
40026 Imola (BO) Italia
Tel. +39 0542 601601
Fax +39 0542 31749

